

^ C T Y O N





STYLE

NEW HORIZON TO YOUR STYLE

The signature design of KGM, inspired by the Korean flag and the Big Dipper, brings the Actyon’s unique beauty to life through sophisticated lighting architecture.

Geon Sky
Gon Earth
Gam Water
Ri Fire

Geon, Gon, Gam, Ri
Geon, Gon, Gam, Ri are elements that make up flag of Korea.



Daytime Running Lights & Intake Grille



Rear Combination Lights

SIMPLE LINES, BROAD ELEGANCE

The sporty roofline, bold character lines, and elegantly curved rear define the dynamic design of this urban SUV coupe.

Its precisely aligned rear elements create a luxurious impression, perfect for those who appreciate refinement and sophistication.





BOLD, CHARISMATIC, AND VOLUMINOUS

The plentiful length and width give the vehicle a commanding and stable presence. Complemented by a high belt line and pronounced wheel arches, it exudes dynamism, while the sculpted hood design enhances its three-dimensional allure.






YOUR HAVEN ON WHEELS: WHERE STYLE MEETS COMFORT

The sleek, wide design and customized convenience features cultivate a driving environment focused on your enjoyment. Meanwhile, the red-stitched interior exhibits aesthetic perfection, awakening your senses with every detail.



Floating Centre Console and Under Tray



Crystal 'Shift-by-Wire' Toggle Switch

ENJOY WITH CONFIDENCE, ENJOY WITH YOUR FAMILY

Friends, lovers, pets, and parents—all those who bring joy into your life are your family.
Delight in quality time together within the luxurious indoor space of the Actyon.



TECHNOLOGY

FOR YOUR SMARTER CITY LIFE

The state-of-the art infotainment system features a 12.3-inch panoramic display, enhanced by KGM’s new GUI platform - Athena 2.0. This intuitive interface delivers a fully engaging digital experience and satisfies all your senses.



Phone Projection : Android Auto & Apple CarPlay



New Graphical UI Platform – Athena 2.0



Audio / Video / Images



Dual Zone Automatic Air Conditioner

SIMPLY KICK AND OPEN

The Actyon offers effortless convenience with just a gentle kick. The power tailgate is equipped with kick-motion sensors for those moments when you’re busy and your hands are full.





SPACE

LOWER, YET LARGER

Despite its sleek, low profile as an SUV coupe, the Actyon offers the highest load capacity in its class. When the second row is folded, the space expands to an impressive 1,568ℓ, providing a versatile storage area to accommodate your dynamic lifestyle.



^ C T Y O N

Embodying KGM's 'Powered By Toughness' design identity,
the Actyon returns as a sophisticated urban SUV with the elegance of a stylish coupe.
The time for Actyon begins anew.





PERFORMANCE

EXCITING CITY DRIVE

Equipped with a powertrain that excels in the city. With outstanding fuel efficiency and driving performance, the Actyon is more than ready to meet your daily needs.



Petrol 1.5 GDI Turbo Engine

Following the rise in global demand for high-performance downsized engines, this unit delivers maximum torque from 1,500 rpm for dynamic everyday driving.



Toggle Switch Type Electronic Transmission

With the Actyon, you'll enjoy driving wherever you go. The electronic transmission system enables smooth and effortless gear shifting.

163 Max. Power
ps/5,000~5,500rpm

280 Max. Torque
Nm/1,500~4,000rpm

PERFORMANCE

REACH YOUR DESTINATION WITH INTENSITY AND SAFETY

The Actyon delivers both confident control and exhilarating driving pleasure, offering performance tailored to diverse road conditions and off-road adventures.

All-Wheel Drive System

KGM's unmatched All-Wheel Drive system, originating from the legacy of the renowned Four-Wheel Drive family, delivers exceptional performance across diverse road conditions.

Drive Mode

Comfort, Sport, and Winter modes are available, allowing you to select the driving mode that best suits the driving environment and your needs.



DRIVE COMFORT

GET AWAY FROM THE URBAN NOISES AND FOCUS ON YOUR JOURNEY

Immerse yourself in a serene environment where you can truly focus on the road and your journey.

Laminated Front Door Glass with Solar Control

Laminated solar control soundproof glass is applied to the front door windows to effectively block external and road noise. (optional)

Michelin Noise-Cancelling Tyres

Michelin noise-cancelling tyres reduce road noise and tyre resonance by 50%, which is a 10 dB decrease in perceived noise.



DRIVER ASSISTANCE

EXQUISITE CARE THAT TRANSCENDS SAFETY, OFFERING COMPLETE PEACE OF MIND

A cutting-edge Advanced Driver Assistance System prioritizes the safety of passengers and pedestrians, ensuring a secure and enjoyable driving experience amidst the bustling urban traffic.

Intelligent Adaptive Cruise Control

When driving on different roads, IACC maintains the distance between your car and the car in the front (by speeding up&down/stopping/starting) based on the speed set by the driver, while helping the car stay on its lane using the cutting-edge driving assistance systems.




Autonomous Emergency Braking

Helps avoid or minimize the risk of collision by detecting slower moving or stationary vehicles, people, and cyclists and warning the driver in advance.

Smart High Beam

Automatically lowers the high beam when an approaching vehicle is detected, making night-driving easier and safer.




Blind Spot Detection Warning / Blind Spot Collision Assist

Automatically assists braking if the risk of collision with vehicles in the blind-spot while changing lanes is detected.

Front Vehicle Start Warning

Attracts the driver's attention with a visual pop-up alert and audible sound when the vehicle directly in front is pulling away.



Lane Keeping Assist / Lane Departure Warning

Lane Keeping Assist uses a front camera to monitor the painted lane markers. Upon detecting an attempt to change lane without prior signaling, it automatically corrects the electric power steering to keep the vehicle within the intended lane.




Rear Cross Traffic Collision Assist / Rear Cross Traffic Warning

When reversing and an approaching vehicle is detected in the driving path, RCTA sounds an alarm and automatically applies the brakes to stop the vehicle and minimize the risk of collision.

Safety Exit Warning

Warns of the risk of collision with vehicles in the blind spot when the vehicle is stationary and a passenger opens a door to exit the vehicle.



SAFETY

PERFECT PARTNER IN THE JUNGLE OF CITIES

Comprehensive safety measures are designed to protect all passengers, including enhanced crash-prevention features such as high-strength steel reinforcement and standard eight airbags. The 3D Around View Monitoring System further ensures a secure driving experience.

8 Airbags

- 1 Driver's airbag
- 2 Driver's knee airbag
- 3 Passenger's airbag
- 4 5 Driver's & passenger's side airbags
- 6 7 Curtain airbag
- 8 Front row far side airbag



78% High-Strength Steel

The rigidity, integrity and safety of the bodyshell have been strengthened by using high-strength steel in 78% of its construction and by hot press forming.



Multi-Collision Avoidance System

If the driver loses control of the vehicle due to an accident, automatic emergency braking helps reduce the risk of secondary collisions and further accidents.



Around View Monitoring System

Enhances safety and convenience by displaying the surrounding area in a three-dimensional view. This system supports both driving and parking.

- 1 360° around view
- 2 Driving rear view
- 3 Clear-sight ground view



FEATURES

EXPERIENCE UNMATCHED ELEGANCE AND EFFORTLESS CONVENIENCE

Every touch and glance reveals Actyon's commitment to exceptional marketability, with an array of meticulously designed convenience features that cater thoughtfully to every customer need.



Auto-locking function



Heated front and rear seats



Ventilated front seats



Reclinable rear seats



Passenger seat walk-in-device



Wireless mobile charger



Gas bonnet struts



LED headlamps



Hood garnishes



Outside rear view mirrors



Silver-accented roof side mouldings



Electronic parking brake with auto-hold function



12V power sockets and 27W USB-C chargers in the front and rear



Passenger airbag on/off switch



Sliding sun visors with illumination



Overhead console with map lights (and sunroof control switch)



Fashion rails



Panorama sunroof



Shark-fin antenna with GLONASS, DAB and GSM



Centre high-mounted stop lamp



HD rear view camera



Rear air vent



Headrest hangers



Manual roller blinds



Cup holders




Door map pockets



Rear fog lamps



High-gloss rear skid plate



Door scuffs



Luggage cover



Spare tyre



Seatback pockets



Multi-purpose box



Power tailgate open switch in luggage



Shopping hook




Quarter lower trays

EXTERIOR COLOURS & WHEELS


1-Tone

2-Tone


Royal Copper (OBE)



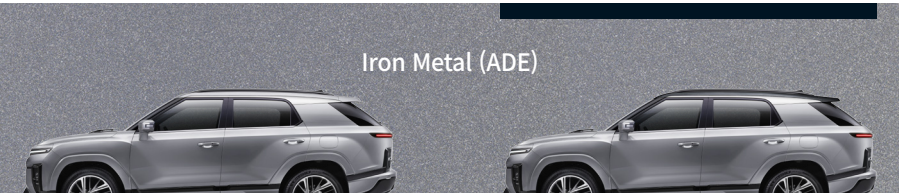
Grand White (WAA)



Latte Greige (EBL)




Iron Metal (ADE)




1-Tone

2-Tone


Forest Green (GAO)




Dandy Blue (BAS)



Space Black (LAK)



20" Diamond-Cut Alloy Wheels



*2-tone exteriors include a black roof & spoiler.

INTERIOR COLOURS

Charcoal Black With Red Stitches (Standard)



Quilted genuine leather seats

Carbon pattern grain

Black wood pattern garnish

SUS moulding line

2-Tone Camel and Beige (Optional)



Quilted genuine leather seats

Black high-gloss grain

Melange pattern garnish

Rose gold moulding line

2-Tone Black Suede and Red Point (Optional)



Quilted suede seats

Carbon pattern grain

Black wood pattern garnish

SUS moulding line

FEATURES LIST

ENGINE & FUEL SYSTEM	EXTERIOR
1.5 LITRE GASOLINE DIRECT INJECTION (GDI) TURBO ENGINE (163ps/280Nm)	BODY-COLOURED BUMPERS
ENGINE ACOUSTIC COVER	EXTERIOR REAR VIEW MIRRORS, ELECTRICALLY CONTROLLED, FOLDABLE AND HEATED
ELECTRONIC CRUISE CONTROL	BODY-COLOURED EXTERIOR REAR VIEW MIRRORS WITH SIDE REPEATERS
SPEED ASSISTANCE SYSTEM	NATURAL-COLOURED SIDE SILL MOULDINGS
EURO 4 WITH CATALYTIC CONVERTER (CC)	BLACK A-PILLAR TRIM
EURO 5 EMISSION WITH CC (OPTIONAL)	SILVER-ACCENTED ROOF SIDE MOULDINGS
EURO 6d-TEMP WITH GASOLINE PARTICULATE FILTER (OPTIONAL)	BODY-COLOURED EXTERIOR DOOR HANDLES
50 LITRE FUEL TANK	BLACK REAR CENTRE GARNISH
IDLE STOP AND GO (ISG) SYSTEM WITH ELECTRIC ENERGY MANAGEMENT (EEM) (OPTIONAL)	BODY-COLOURED AIR SPOILER
VOLTAGE STABILIZER	BLACK TWO-TONE EXTERIOR PACKAGE - ROOF, ROOF RAILS, AND AIR SPOILER (OPTIONAL)
SINGLE MUFFLER	TRAILER TOW HITCH MOUNT
	BLACK-COLOURED ROOF RAILS (OPTIONAL)

DRIVE TRAIN
3RD GENERATION AISIN 6-SPEED AUTOMATIC TRANSMISSION WITH 'SHIFT-BY-WIRE' TOGGLE SWITCH AND PADDLE SHIFTERS
FRONT WHEEL DRIVE SYSTEM
ACTIVE AWD WITH LOCK FUNCTION (OPTIONAL)

STEERING SYSTEM
ELECTRIC POWER STEERING
DRIVING MODES - COMFORT/SPORT/WINTER
MANUALLY-CONTROLLED TELESCOPIC AND TILT STEERING
ELECTRIC STEERING COLUMN LOCK
LEATHER-COVERED STEERING WHEEL
HEATED LEATHER-COVERED STEERING WHEEL (OPTIONAL)
SILVER STEERING WHEEL BEZEL
ROSE GOLD STEERING WHEEL BEZEL (OPTIONAL)

SUSPENSION
SUSPENSION (FRONT : MACPHERSON STRUT, REAR : MULTI LINK)
SHOCK ABSORBERS & COIL SPRINGS

WHEEL & TYRE
20" DIAMOND-CUT FINISHED ALLOY WHEELS WITH 245/45R TYRES
TYRE PRESSURE MONITORING SYSTEM (TPMS) (OPTIONAL)
TEMPORARY SPARE TYRE WITH LUGGAGE BOARD AND LUGGAGE SIDE TRAY (OPTIONAL)
TYRE REPAIR KIT (OPTIONAL)

GLAZING
TINTED WINDSCREEN WITH NOISE CONTROL GLASS
TINTED GLASS ON ALL DOORS
LAMINATED AND SOLAR CONTROLLED FRONT DOOR GLASS (OPTIONAL)
PRIVACY GLASS ON THE REAR DOORS AND TAILGATE (OPTIONAL)

SEATS
5 SEATS
ELECTRICALLY POWERED DRIVER'S SEAT WITH HANGER TYPE SLIDING HEAD REST / ELECTRICALLY POWERED PASSENGER'S SEAT WITH HANGER TYPE SLIDING HEAD REST
DRIVER'S SEAT WITH 2-WAY POWERED LUMBAR SUPPORT
PASSENGER'S SEAT WALK-IN-DEVICE
HEATED SEATS (FRONT AND REAR)
VENTILATED FRONT SEATS
FRONT SEATBACK POCKETS
40:60 SPLIT FOLDABLE REAR SEATS WITH 32.5 DEGREE TILT
LEATHER UPHOLSTERY INCLUDING REAR SEATS CENTRE ARMREST AND CUP HOLDERS

CIMATE CONTROL
FRONT DUAL ZONE AUTO AIR CONDITIONING SYSTEM
REAR AIR VENT ON CENTRE CONSOLE
HEATER AND AIR COMPRESSOR

SAFETY
DUAL AIRBAGS FOR DRIVER AND FRONT PASSENGER
CURTAIN AIRBAGS (OPTIONAL)
FAR SIDE AIRBAG (OPTIONAL)
FRONT SEAT SIDE AIRBAGS (OPTIONAL)
DRIVER'S KNEE AIRBAG (OPTIONAL)
AIRBAG ON / OFF SWITCH FOR FRONT PASSENGER (OPTIONAL)
FRONT SEAT BELT ELR PRETENSIONERS AND LOAD LIMITERS WITH ANCHOR PRETENSIONERS (OPTIONAL)
SHORT PASSENGER BUCKLE WITH SWITCH (OPTIONAL)
3-POINT REAR SEATBELTS (BOTH SIDES) AND 2-POINT CENTRE SEATBELT
REAR SEATBELTS WITH LOAD LIMITERS AND PRETENSIONERS (BOTH SIDES) AND 3-POINT CENTRE SEATBELT (OPTIONAL)
ISOFIX CHILD SEAT ANCHORAGE FOR REAR SEATS (OPTIONAL)
SEAT BELT REMINDER WARNING FOR DRIVER SEAT
SEAT BELT REMINDER WARNING FOR FRONT PASSENGER SEAT (OPTIONAL)
SEAT BELT REMINDER WARNING FOR REAR SEATS (OPTIONAL)
AUTONOMOUS EMERGENCY BRAKING (AEB) WITH LANE DEPARTURE WARNING (LDW), SMART HIGH BEAM (SHB), FRONT VEHICLE START WARNING (FVSW), DRIVER DROWSINESS ATTENTION WARNING (DDAW), SAFETY DISTANCE WARNING (SDW) (OPTIONAL)
REAR BLIND SPOT DETECTION (BSD) INCLUDING BLIND SPOT DETECTION WARNING (BSW), LANE CHANGE COLLISION WARNING (LCW) AND REAR CROSS TRAFFIC WARNING (RCTW) (OPTIONAL)
REAR BLIND SPOT DETECTION (BSD) INCLUDING BLIND SPOT DETECTION WARNING (BSW), LANE CHANGE COLLISION WARNING (LCW), REAR CROSS TRAFFIC WARNING (RCTW), BLIND SPOT COLLISION ASSIST (BSA), REAR CROSS TRAFFIC COLLISION ASSIST (RCTA) AND SAFETY EXIT WARNING (SEW) (OPTIONAL)

INTELLIGENT ADAPTIVE CRUISE CONTROL (IACC) INCLUDING CENTERING LANE KEEPING ASSIST (CLKA)

CONVENIENCE
12" FULL COLOUR LCD CLUSTER WITH TRIP COMPUTER
LED FRONT HEAD LIGHTS WITH LEVELING
LED REAR FOG LIGHT (OPTIONAL)
LED FRONT DIRECTION INDICATORS
AUTOMATIC HEADLIGHT CONTROL (OPTIONAL)
LED DAYTIME RUNNING LIGHTS (OPTIONAL)
HIGH-MOUNTED CENTRAL LED BRAKE LIGHT
REAR COMBINATION LAMPS WITH LED BRAKE LIGHTS
POWERED DRIVER'S DOOR WINDOW WITH 1-TOUCH DOWN
FRONT SAFETY POWERED WINDOWS (OPTIONAL)
BULB ROOM LAMP
BULB INTERIOR LIGHTS (OPTIONAL)
MANUALLY OPERATED TAILGATE
POWER-OPERATED, KICK MOTION-SENSING TAILGATE (OPTIONAL)
MOOD LAMP WITH 32 COLOUR SELECTIONS (INSTRUMENT PANEL, DOOR TRIM AND CENTRE CONSOLE)
DUAL SMART KEY SYSTEM WITH AUTO LOCKING SYSTEM
IMMOBILISER
ANTI-THEFT ALARM
TWIN HORN
FOUR FRONT AND REAR PARKING SENSORS (OPTIONAL)
3D 360 DEGREE AROUND VIEW MONITORING SYSTEM (OPTIONAL)
PANORAMIC SUNROOF (OPTIONAL)
WIRELESS MOBILE PHONE CHARGER (OPTIONAL)
SPEED SENSING WINDSCREEN WIPERS
RAIN SENSING WINDSCREEN WIPERS (OPTIONAL)
INTERMITTENT REAR WIPER
12V FRONT AND QUARTER POWER SOCKETS

BRAKE SYSTEM
VENTILATED FRONT DISC BRAKES, REAR DISC BRAKES
ELECTRONIC PARKING BRAKE WITH AUTO-HOLD FUNCTION
ELECTRONIC STABILITY CONTROL (ESC) WITH ANTILOCK BRAKE SYSTEM (ABS), TRACTION CONTROL SYSTEM (TCS), ACTIVE ROLL-OVER PROTECTION (ARP), BRAKE ASSIST SYSTEM (BAS), HILL START ASSIST (HSA), EMERGENCY STOP SIGNAL (ESS), HILL DESCENT CONTROL (HDC) AND MULTI COLLISION BRAKE (MCB)


TECHNICAL DATA

Emission			Euro 4		Euro 6d-TEMP	
Engine			Petrol 1.5 GDI turbo		Petrol 1.5 GDI turbo with ISG	
Steering wheel position					RHD	
Driven wheels			2WD	4WD	2WD	4WD
Transmission			6AT	6AT	6AT	6AT
Exterior dimension	Overall length				4,740	
	Overall width				1,910	
	Overall height				1,670 (1,680 : with roof rack)	
	Wheelbase				2,680	
	Tread	Front			1,635	
		Rear			1,655	
	Overhang	Front			915	
		Rear			1,145	
	Minimum ground clearance				206	
	Minimum turning radius		m		5.43	
Weight	Gross vehicle weight		2,080	2,170	2,080	2,170
	Kerb weight		1,570	1,660	1,570	1,660
	Gross trailer weight	Braked			1,500	
		Unbraked			500	
Engine	Fuel				Petrol	
	Fuel tank		ℓ		50	
	Capacity		cc		1,497	
	Bore x Stroke		mm		76 x 82.5	
	Compression ratio		-		9.5 : 1	
	Number of cylinders		-		4 In-line	
	Performance	Max. power	kW/rpm			120/5,000~5,500
ps/rpm					163/5,000~5,500	
Max. torque		Nm/rpm			280/1,500~4,000	
		kgf·m/rpm			28.6/1,500~4,000	
Max. speed		km/h			191	
Fuel consumption	CO ₂ (combined)	g/km	184	193	184	209
	Combined	ℓ/100km	8.1	8.5	-	
	Urban		10.6	11.0	-	
	Extra urban		6.6	7.0	-	
	Phase 1 (Low phase)		-	-	10.822	11.555
	Phase 2 (Mid phase)		-	-	8.204	8.966
	Phase 3 (High phase)		-	-	7.266	7.806
	Phase 4 (Extra high phase)		-	-	9.286	9.673
	Test mode		New European Driving Cycle (NEDC)		Worldwide Harmonised Light Vehicle Test Procedure (WLTP)	

* The fuel economy can vary according to road conditions or driver's habits. * The technical data listed above may vary according to regional certification requirements or sales specifications. * ISG : Idle Stop and Go

DIMENSIONS

Unit : mm



KGM

Enjoy with Confidence

www.kgmcarribbean.com